



# KEY STAGE ONE NEWSLETTER



## AUTUMN TERM 2



A big welcome back, we hope you all had a great half term break.

We are looking forward to another busy but fun term on the run up to Christmas. This newsletter provides you with information on what the children will be learning about this half term and some pieces of information you need to know.

Mrs Withers, Mrs Ball, Mrs Hounslow and Mrs Hinchley

[lwithers@kirkbywoodhouse.notts.sch.uk](mailto:lwithers@kirkbywoodhouse.notts.sch.uk)

[oball@kirkbywoodhouse.notts.sch.uk](mailto:oball@kirkbywoodhouse.notts.sch.uk)

[hhounslow@kirkbywoodhouse.notts.sch.uk](mailto:hhounslow@kirkbywoodhouse.notts.sch.uk)

[khinchley@kirkbywoodhouse.notts.sch.uk](mailto:khinchley@kirkbywoodhouse.notts.sch.uk)

### P.E. Days

This half term our P.E. days are on a **Monday** and **Thursday**. This will commence on Thursday 6<sup>th</sup> November. Mr Halfpenny is our external P.E. provider who will take the children with a member of staff this half term. Please make a note of the P.E. uniform that children are expected to wear.

- A plain white t- shirt (no branded logos)
- Black shorts, leggings or jogging bottoms (no branded logos)
- A plain black tracksuit top (no branded logos)
- Trainers

Please put their name on everything.

If your child wears small stud earrings to school, they need to be able to remove these themselves for all PE lessons due to health and safety. Ideally on the days when children have PE, we ask parents/carers not to send their child with their earrings in. **Staff at school will not remove earrings.**

### School Website

Please familiarise yourself with the school website, in particular the Key Stage 1 page.

We will put the weekly news and information that is relevant to our year group on here. It is regularly updated.

[www.kirkbywoodhouse.notts.sch.uk](http://www.kirkbywoodhouse.notts.sch.uk)

### Reminders











- Please ensure your child's red diary is in school every day.
- The doors will **close at 8:50am** as staff return to the classroom to commence the day. If you are arriving after this time you will need to go to the school office. Towards the end of last term we were noticing many children arriving after this time.
- Please ensure that reading books are returned on a Monday and library books are returned on a Friday.
- Can we have reading books in school every day please.
- Please ensure that your child has a suitable coat in school every day.
- Label everything that your child owns and brings into school.
- Please ensure you send your child with a healthy snack every day.
- Please ensure your child has a spare pair of socks in their tray.

### Parent's Evening

Separate letters regarding parents evening will come out with your child as teachers may offer different times / days. Staff will offer either telephone appointments or face-to-face appointments in school. Please note, that pupils' books etc, are not shown at this parent's evening meeting.

## Topic for this half term.

Our topic for this half term is called 'Let's Celebrate.' The information below shows what we will be covering in each subject.

	<p><b>Year 1</b> Basic punctuation Suffixes</p>	<p><b>Year 2</b> Work linked to the book Colour Monster. Topical writing – Children in Need, etc...</p>
	<p><b>Year 1</b> Addition (10) Subtraction (10) Shape</p>	<p><b>Year 2</b> Addition Subtraction Shape</p>
	<p><b>Seasonal Change - Autumn</b> Observe changes across the four seasons. Observe and describe weather associated with the seasons and how day length varies. Keep a weather chart.</p>	
	<p><b>WWI Remembrance Day</b> Events beyond living memory that are significant nationally or globally. This is linked to our Art work.</p>	
	<p><b>Sculpture - Poppies Paul Cummings</b> Describe artwork and give an opinion about the artist's work. Ask questions and talk about pieces of art. Begin to explore the use of mouldable materials i.e. clay. Observe features in artists work and replicate their own version. Use basic materials to shape and mould clay. Explore using paints on mouldable materials.</p>	
	<p><b>Block 1 – IT Around us</b> Recognise the uses and features of IT. Identify the uses of IT in the school. Identify IT beyond school. Explain how IT can help us. Explain how to use IT safely. Recognise that choices are made when using IT.</p>	
	<p><b>Nativity – Songs</b> <b>Performing</b> Make different sounds with voice and with instruments. Follow instruction about when to play and sing. <b>Knowledge</b> Know what a choir is. Know different parts of a song e.g. verse and chorus.</p>	
	<p>Dance PE Specialist:</p>	
	<p><b>Celebrations and Festivals – Bonfire, Hannukah, Christmas and Birthdays.</b> Know that festivals happen for a religious reason or because of historical tradition. Know that there are similarities in the way many people celebrate different festivals. Understand the frequency with which some key festivals happen.</p>	
	<p><b>Mechanisms</b> Think of their own ideas. Use pictures and words to plan. Make a produce which moves. Describe the materials using different words.</p>	<p>Explain what they want to do. Explain what they are making. Cut materials using scissors.</p>

## Dates

Please continue to check dates on the Key Stage One Class page on the school website.

**Tuesday 4<sup>th</sup> November:** School reopens.

**Wednesday 5<sup>th</sup> November:** Individual / sibling school photos.

**Friday 14<sup>th</sup> November:** Children in Need.

**Friday 21<sup>st</sup> November:** Non-uniform day in exchange for a coloured item. **Year 1 green items. Year 2 pink items.**

**Week Commencing Monday 24<sup>th</sup> November:** Parent's Evenings take place this week. Separate letters will be sent out by class teachers.

**Friday 28<sup>th</sup> November:** Pantomime visit for Year 1 AM and Year 2 PM. Letters were sent out for this event during the last week of last term.

**Monday 1<sup>st</sup> December:** Christmas Fair – straight after school.

**Wednesday 10<sup>th</sup> December:** KS1 Nativity AM and PM

**Wednesday 10<sup>th</sup> December:** Christmas Movie Night straight after school.

**Thursday 11<sup>th</sup> December:** KS1 Nativity AM only

**Thursday 11<sup>th</sup> December:** Christmas Jumper Day

**Tuesday 16<sup>th</sup> December:** Breakfast with Santa – more information to be sent out.

**Wednesday 17<sup>th</sup> December:** Christmas Dinner Day – wear something 'Christmassy.'

**Thursday 18<sup>th</sup> December:** Christmas Party. Party clothes maybe worn.

**Friday 19<sup>th</sup> December:** Wear something 'Christmassy' to school.

**Friday 19<sup>th</sup> December:** School closes at 3:15pm for the Christmas holidays.

**Monday 5<sup>th</sup> January:** School reopens.